

Pravin R. Rathi & Associates
Rathi Nagar, Behind Mahindra Children Traffic Park,
Behind Tupsakhre Lawns, Nashik 422 002

**INDEPENDENT AUDITOR'S REPORT
TO THE MEMBERS OF ASHOKA PURESTUDY TECHNOLOGIES PRIVATE
LIMITED**

Report on the Audit of Financial Statements

Opinion

We have audited the accompanying financial statements of **Ashoka Purestudy Technologies Private Limited**. ("the Company"), which comprise the balance sheet as at 31st March 2024, the statement of Profit and Loss, statement of changes in equity and statement of cash flows for the year then ended, and notes to the financial statements, including a summary of significant accounting policies and other explanatory information.

In our opinion and to the best of our information and according to the explanations given to us, the aforesaid financial statements give the information required by the Companies Act, 2013 in the manner so required and give a true and fair view in conformity with the accounting principles generally accepted in India, of the state of affairs of the Company as at March 31, 2024, and its loss, other comprehensive income, changes in equity and its cash flows for the year ended on that date.

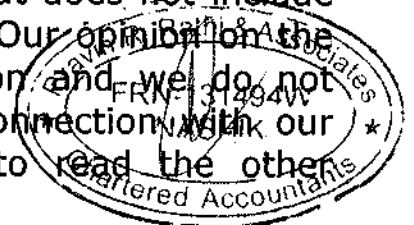
Basis for Opinion

We conducted our audit in accordance with the Standards on Auditing (SAs) specified under section 143(10) of the Companies Act, 2013. Our responsibilities under those Standards are further described in the *Auditor's Responsibilities for the Audit of the Financial Statements* section of our report. We are independent of the Company in accordance with the Code of Ethics issued by the Institute of Chartered Accountants of India together with the ethical requirements that are relevant to our audit of the financial statements under the provisions of the Companies Act, 2013 and the Rules thereunder, and we have fulfilled our other ethical responsibilities in accordance with these requirements and the Code of Ethics.

We believe that the audit evidence we have obtained is sufficient and appropriate to provide a basis for our Opinion.

Other Information

The Company's Board of Directors is responsible for the other information. The other information comprises information included in Board of Directors Report in the Annual Report for the year ended March 31, 2024 but does not include the financial statements and our auditor's report thereon. Our opinion on the financial statements does not cover the other information and we do not express any form of assurance conclusion thereon. In connection with our audit of the financial statements, our responsibility is to read the other



information and, in doing so, consider whether the other information is materially inconsistent with the financial statements or our knowledge obtained in the audit or otherwise appears to be materially misstated. If, based on the work we have performed, we conclude that there is a material misstatement of this other information, we are required to report that fact. We have nothing to report in this regard.

Responsibility of Management and Those Charged with Governance for the Financial Statements


The Company's Board of Directors is responsible for the matters stated in section 134(5) of the Companies Act, 2013 ("the Act") with respect to the preparation of these financial statements that give a true and fair view of the financial position and financial performance of the Company in accordance with the accounting principles generally accepted in India, including the accounting Standards specified under section 133 of the Act. This responsibility also includes maintenance of adequate accounting records in accordance with the provisions of the Act for safeguarding of the assets of the Company and for preventing and detecting frauds and other irregularities; selection and application of appropriate accounting policies; making judgments and estimates that are reasonable and prudent; and design, implementation and maintenance of adequate internal financial controls, that were operating effectively for ensuring the accuracy and completeness of the accounting records, relevant to the preparation and presentation of the financial statements that give a true and fair view and are free from material misstatement, whether due to fraud or error.

In preparing the financial statements, the Board of Directors is responsible for assessing the Company's ability to continue as a going concern, disclosing, as applicable, matters related to going concern and using the going concern basis of accounting unless the Board of Directors either intends to liquidate the Company or to cease operations, or has no realistic alternative but to do so.

Those Board of Directors are also responsible for overseeing the company's financial reporting process.

Auditors Responsibilities for the Audit of the Financial Statements

Our objectives are to obtain reasonable assurance about whether the financial statements as a whole are free from material misstatement, whether due to fraud or error, and to issue an auditor's report that includes our opinion. Reasonable assurance is a high level of assurance, but is not a guarantee that an audit conducted in accordance with SAs will always detect a material misstatement when it exists. Misstatements can arise from fraud or error and are considered material if, individually or in the aggregate, they could reasonably be expected to influence the economic decisions of users taken on the basis of these financial statements.



As part of an audit in accordance with SAs, we exercise professional judgment and maintain professional skepticism throughout the audit. We also:

- Identify and assess the risks of material misstatement of the financial statements, whether due to fraud or error, design and perform audit procedures responsive to those risks, and obtain audit evidence that is sufficient and appropriate to provide a basis for our opinion. The risk of not detecting a material misstatement resulting from fraud is higher than for one resulting from error, as fraud may involve collusion, forgery, intentional omissions, misrepresentations, or the override of internal control.
- Obtain an understanding of internal control relevant to the audit in order to design audit procedures that are appropriate in the circumstances. Under section 143(3)(i) of the Companies Act, 2013, we are also responsible for expressing our opinion on whether the company has adequate internal financial controls system in place and the operating effectiveness of such controls.
- Evaluate the appropriateness of accounting policies used and the reasonableness of accounting estimates and related disclosures made by management.
- Conclude on the appropriateness of management's use of the going concern basis of accounting and, based on the audit evidence obtained, whether a material uncertainty exists related to events or conditions that may cast significant doubt on the Company's ability to continue as a going concern. If we conclude that a material uncertainty exists, we are required to draw attention in our auditor's report to the related disclosures in the financial statements or, if such disclosures are inadequate, to modify our opinion. Our conclusions are based on the audit evidence obtained up to the date of our auditor's report. However, future events or conditions may cause the Company to cease to continue as a going concern.
- Evaluate the overall presentation, structure and content of the financial statements, including the disclosures, and whether the financial statements represent the underlying transactions and events in a manner that achieves fair presentation.


We communicate with those charged with governance regarding, among other matters, the planned scope and timing of the audit and significant audit findings, including any significant deficiencies in internal control that we identify during our audit.

We also provide those charged with governance with a statement that we have complied with relevant ethical requirements regarding independence, and to communicate with them all relationships and other matters that may reasonably be thought to bear on our independence, and where applicable related safeguards.




Report on Other Legal and Regulatory Requirements

1. As required by the Companies (Auditor's Report) Order, 2020 ("the Order") issued by the Central Government in terms of Section 143(11) of the Act, a statement on the matters specified in paragraphs 3 and 4 of the Order, is given in "Annexure A".
2. As required by Section 143(3) of the Act, we report that:
 - (a) We have sought and obtained all the information and explanations which to the best of our knowledge and belief were necessary for the purposes of our audit.
 - (b) In our opinion, proper books of account as required by law have been kept by the company so far as it appears from our examination of those books.
 - (c) The Balance Sheet, the Statement of Profit and Loss, the Statement of Changes in Equity and the Cash Flow Statement dealt with by this Report are in agreement with the books of account.
 - (d) In our opinion, the aforesaid financial statements comply with the Accounting Standards specified under Section 133 of the Act, read with Rule 7 of the Companies (Accounts) Rules, 2014.
 - (e) On the basis of the written representations received from the directors as on 31st March, 2024 taken on record by the Board of Directors, none of the directors is disqualified as on 31st March, 2024 from being appointed as a director in terms of Section 164(2) of the Act.
 - (f) With respect to the adequacy of the internal financial controls over financial reporting of the Company and the operating effectiveness of such controls, refer to our separate report in "Annexure B". Our report expresses an unmodified opinion on the adequacy and operating effectiveness of the Company's internal financial controls over financial reporting;
 - (g) In our opinion, the managerial remuneration for the year ended March 31, 2024 has been paid/provided by the Company to its director in accordance with the provisions of section 197 read with Schedule V to the Act.
 - (h) With respect to the other matters to be included in the Auditor's Report in accordance with Rule 11 of the Companies (Audit and Auditors) Rules, 2014, in our opinion and to the best of our Information and according to the explanations given to us:




- i. The Company does not have any pending litigations which would impact its financial position.
- ii. The Company has made provision, as required under the applicable law or accounting standards, for material foreseeable losses, if any, on long-term contracts including derivative contracts. – Refer Note 22 to the financial statements.
- iii. There were no amounts which were required to be transferred to the Investor Education and Protection Fund by the Company.
- iv. (a) The Management has represented that, to the best of its knowledge and belief, no funds (which are material either individually or in the aggregate) have been advanced or loaned or invested (either from borrowed funds or share premium or any other sources or kind of funds) by the Company to or in any other person or entity, including foreign entity ("Intermediaries"), with the understanding, whether recorded in writing or otherwise, that the Intermediary shall, whether, directly or indirectly lend or invest in other persons or entities identified in any manner whatsoever by or on behalf of the Company ("Ultimate Beneficiaries") or provide any guarantee, security or the like on behalf of the Ultimate Beneficiaries;
 (b) The Management has represented, that, to the best of its knowledge and belief, no funds (which are material either individually or in the aggregate) have been received by the Company from any person or entity, including foreign entity ("Funding Parties"), with the understanding, whether recorded in writing or otherwise, that the Company shall, whether, directly or indirectly, lend or invest in other persons or entities identified in any manner whatsoever by or on behalf of the Funding Party ("Ultimate Beneficiaries") or provide any guarantee, security or the like on behalf of the Ultimate Beneficiaries;
 (c) Based on the audit procedures that have been considered reasonable and appropriate in the circumstances, nothing has come to our notice that has caused us to believe that the representations under sub-clause (i) and (ii) of Rule 11(e), as provided under (a) and (b) above, contain any material misstatement.
- v. During the year, the Company has neither declared any dividend nor the Board of Directors have proposed dividend in accordance with Section 123 of the Act.



vi. Based on our examination, which included test checks, the Company has used accounting software for maintaining its books of account for the financial year ended March 31, 2024 which has a

feature of recording audit trail (edit log) facility and the same has operated throughout the year for all relevant transactions recorded in the software. Further, during the course of our audit we did not come across any instance of the audit trail feature being tampered with.

**For Pravin R Rathi & Associates.
Chartered Accountants
ICAI FR No. 131494W**



A handwritten signature in black ink, appearing to be "Aditya Pravin Rathi", written over a set of horizontal lines.


**CA Aditya Pravin Rathi
Partner
ICAI M No. 141268
Place: Nashik
Date: 18/05/2024
UDIN: 24141268BKDHIB4510**

ANNEXURE A TO THE INDEPENDENT AUDITOR'S REPORT

(Referred to in paragraph 1 under 'Report on Other Legal and Regulatory Requirements' section of our report to the members of Ashoka Purestudy Technologies Private Limited. of even date)

To the best of our information and according to the explanations provided to us by the Company and the books of account and records examined by us in the normal course of audit, we state that:

- i) In respect of the Company's Property, Plant and Equipment and Intangible Assets:
- a) (A) The Company is maintaining proper records showing full particulars, including quantitative details and situation of all Property, Plant and Equipment and relevant details of right-of-use assets.
- (B) The Company did not hold any Intangible Asset during the year.
- b) Management has conducted physical verification of Property, Plant and Equipment and right-to-use assets during the year. We are informed that no material discrepancies were noticed on such verification.
- c) According to the information and explanations given to us and on the basis of books and records examined by us, Company does not have immovable property. Hence, this clause is not applicable.
- d) The Company has not revalued any of its Property, Plant and Equipment (including right-of-use assets) and intangible assets during the year.
- e) No proceedings have been initiated during the year or are pending against the Company as at March 31, 2024 for holding any benami property under the Benami Transactions (Prohibition) Act, 1988 (as amended in 2016) and rules made thereunder.
- ii) a) The company did not hold inventory during the year. Hence, paragraph 3(ii)(a) of the Order is not applicable.



- b) The Company has not been sanctioned working capital limits in excess of ₹ 5 crore, in aggregate, at any points of time during the year, from banks or financial institutions on the basis of security of current assets and hence reporting under clause 3(ii)(b) of the Order is not applicable.
- iii) During the year, the company did not make investments in, provided any guarantee or security or granted any loans or advances in the nature of loans, secured or unsecured, to companies, firms, Limited Liability Partnerships or any other parties.
- iv) During the year, the company did not make investments or give loans or guarantees or securities, in respect of which the provisions of Sections 185 and 186 of the Companies Act, 2013 are applicable. Therefore, the reporting under clause 3(iv) of the Order is not applicable.
- v) The Company has not accepted any deposit or amounts which are deemed to be deposits. Hence, reporting under clause 3(v) of the Order is not applicable.
- vi) As per Rule 3 (b) of the Companies (Cost Records and Audit) Rule 2014, the requirement of maintenance of cost records is not applicable to the company.
- vii) a) In our opinion, the Company has generally been regular in depositing undisputed statutory dues, including Goods and Services Tax, Provident Fund, Employees' State Insurance, Income Tax, Sales Tax, Service Tax, Customs Duty, Excise Duty, Value Added Tax, Cess and other material statutory dues applicable to it with the appropriate authorities. There were no undisputed amounts payable in respect of Goods and Service Tax, Provident Fund, Employees' State Insurance, Income Tax, Sales Tax, Service Tax, Customs duty, Excise Duty, Value Added Tax, Cess, and other material statutory dues in arrears as at March 31, 2024, for a period of more than six months from the date they became payable.
- b) There are no statutory dues, including Goods and Services tax, Provident Fund, Employees' State Insurance, Income Tax, Sales Tax, Service Tax, duty of Custom, duty of Excise, Value Added Tax, Cess and other material statutory dues outstanding on account of any dispute;
- viii) There were no transactions relating to previously unrecorded income that have been surrendered or disclosed as income during the year in the tax assessments under the Income Tax Act, 1961 (43 of 1961).

ix) a) The Company has taken an unsecured loan from its Holding Company which is repayable within 30 days from the receipt of the demand notice. The outstanding balance of this loan as of 31.03.2024 was Rs. 3,383.68

lacs. According to the information and explanations given to us, such loans and interest thereon were not demanded for repayment during the financial year.

b) The company has not been declared wilful defaulter by any bank or financial institution or government or any government authority.

c) The Company has not taken any term loan during the year and there are no outstanding term loan at the beginning of the year and hence, reporting under clause 3(ix)(c) of the Order is not applicable.

d) The Company did not raise short-term funds during the year and hence, reporting under clause 3(ix)(d) of the Order is not applicable.

e) On an overall examination of the financial statements of the Company, the Company has not taken any funds from any entity or person on account of or to meet the obligations of its subsidiaries.

f) The company has not raised loans during the year on the pledge of securities held in its subsidiaries, joint ventures or associate companies.

x) a) The Company has not raised moneys by way of initial public offer or further public offer (including debt instruments) during the year and hence reporting under clause 3(x)(a) of the Order is not applicable.

b) During the year, the Company has not made any preferential allotment or private placement of shares or convertible debentures (fully or partly or optionally) and hence reporting under clause 3(x)(b) of the Order is not applicable.


xi) a) No fraud by the Company and no fraud on the Company has been noticed or reported during the year.

b) No report under sub-section (12) of section 143 of the Companies Act has been filed in Form ADT-4 as prescribed under rule 13 of Companies (Audit and Auditors) Rules, 2014 with the Central Government, during the year and upto the date of this report.

c) As represented to us by the management, there are no whistle blower complaints received by the company during the year.

xii) The Company is not a Nidhi Company and hence reporting under clause (xii) of the Order is not applicable.



xiii) The transactions with related parties are in compliance with sections 177 and 188 of the Act, wherever applicable and details have been disclosed in the Financial Statements as required by the applicable accounting standards;



- xiv) The company does not have an internal audit system and is not required to have an internal audit system as per provisions of the Companies Act 2013 and hence reporting under clause (xiv) of the Order is not applicable.
- xv) In our opinion during the year the Company has not entered into any non-cash transactions with its Directors or persons connected with its directors and hence provisions of section 192 of the Companies Act, 2013 are not applicable to the Company.
- xvi) a) In our opinion, the Company is not required to be registered under section 45-IA of the Reserve Bank of India Act, 1934. Hence, reporting under clause 3(xvi)(a), (b) and (c) of the Order is not applicable.
- b) The Company is not engaged in any Non-Banking Financial or Housing Finance activities. Accordingly, the requirement to report on clause 3(xvi)(b) of the Order is not applicable to the Company.
- c) The company is not a Core Investment Company as defined in the regulations made by Reserve Bank of India. Accordingly, the requirement to report on clause 3(xvi)(c) of the Order is not applicable to the Company.
- d) In our opinion, there is no core investment company within the Group (as defined in the Core Investment Companies (Reserve Bank) Directions, 2016) and accordingly reporting under clause 3(xvi)(d) of the Order is not applicable.
- xvii) The Company has incurred cash losses in the financial year and in the immediately preceding financial year. The cash loss incurred in F.Y. 2023-24 is Rs. 992.55 lacs and in F.Y. 2022-23 was Rs. 1630.17 lacs.
- xviii) There has been no resignation of the statutory auditors of the Company during the year.
- xix) Considering the management's representation regarding the projected cash flows of the Company in the next financial year, which would be sufficient to meet the liabilities of the Company existing as on the Balance Sheet and falling due within a period of one year, and the continued support of the Holding Company, and other information and explanations given to us during the course of our audit, we believe that, as on the date of audit report, there exists no material uncertainty regarding the Companies ability to meet its liabilities, existing at the date of balance sheet, as and when they fall due within a period of one year from the balance sheet date. We, however, state that this is not an assurance as to the future viability of the company. We further state that our reporting is based on the facts up to the date of the audit report and we neither give any guarantee nor any assurance that all liabilities falling due within a period of one year from the balance sheet date, will get discharged by the company as and when they fall due.

xx) The Company does not fulfill the conditions prescribed for the applicability of the CSR provisions under sub section (1) to section 135 of the Companies Act, 2013. Hence, reporting under clause (xx)(a) and (b) of the Order is not applicable.

**For Pravin R Rathi & Associates.
Chartered Accountants
Firm Regn No. 131494W**



**CA Aditya Pravin Rathi
Partner
ICAI M No. 141268**

**Place: Nashik
Date: 18/05/2024
UDIN: 24141268BKDHIB4510**

ANNEXURE B TO THE INDEPENDENT AUDITORS' REPORT

(Referred to in paragraph 2(f) under 'Report on Other Legal and Regulatory Requirements' section of our report to the members of Ashoka Purestudy Technologies Private Limited of even date)

Report on the Internal Financial Controls Over Financial Reporting under Clause (i) of Sub-section 3 of Section 143 of the Companies Act, 2013 ("the Act")

We have audited the internal financial controls over financial reporting of **Ashoka Purestudy Technologies Private Limited**. ("the Company") as of March 31, 2024 in conjunction with our audit of the financial statements of the Company for the year ended on that date.


Management's Responsibility for Internal Financial Controls

The Company's management is responsible for establishing and maintaining internal financial controls based on the internal control over financial reporting criteria established by the Company considering the essential components of internal control stated in the Guidance Note on Audit of Internal Financial Controls over Financial Reporting issued by the Institute of Chartered Accountants of India ('ICAI'). These responsibilities include the design, implementation and maintenance of adequate internal financial controls that were operating effectively for ensuring the orderly and efficient conduct of its business, including adherence to company's policies, the safeguarding of its assets, the prevention and detection of frauds and errors, the accuracy and completeness of the accounting records, and the timely preparation of reliable financial information, as required under the Companies Act, 2013.

Auditors' Responsibility

Our responsibility is to express an opinion on the Company's internal financial controls over financial reporting based on our audit. We conducted our audit in accordance with the Guidance Note on Audit of Internal Financial Controls over Financial Reporting (the "Guidance Note") issued by ICAI and the Standards on Auditing, issued by ICAI and deemed to be prescribed under section 143(10) of the Companies Act, 2013, to the extent applicable to an audit of internal financial controls. Those Standards and the Guidance Note require that we comply with ethical requirements and plan and perform the audit to obtain reasonable assurance about whether adequate internal financial controls over financial reporting were established and maintained and if such controls operated effectively in all material respects.

Our audit involves performing procedures to obtain audit evidence about the adequacy of the internal financial controls system over financial reporting and



their operating effectiveness. Our audit of internal financial controls over financial reporting included obtaining an understanding of internal financial controls over financial reporting, assessing the risk that a material weakness exists, and testing and evaluating the design and operating effectiveness of internal control based on the assessed risk. The procedures selected depend on the auditor's judgment, including the assessment of the risks of material misstatement of the financial statements, whether due to fraud or error.

We believe that the audit evidence we have obtained is sufficient and appropriate to provide a basis for our audit opinion on the Company's internal financial controls system over financial reporting.

Meaning of Internal Financial Controls Over Financial Reporting

A company's internal financial control over financial reporting is a process designed to provide reasonable assurance regarding the reliability of financial reporting and the preparation of financial statements for external purposes in accordance with generally accepted accounting principles. A company's internal financial control over financial reporting includes those policies and procedures that (1) pertain to the maintenance of records that, in reasonable detail, accurately and fairly reflect the transactions and dispositions of the assets of the company; (2) provide reasonable assurance that transactions are recorded as necessary to permit preparation of financial statements in accordance with generally accepted accounting principles, and that receipts and expenditures of the company are being made only in accordance with authorisations of management and directors of the company; and (3) provide reasonable assurance regarding prevention or timely detection of unauthorised acquisition, use, or disposition of the company's assets that could have a material effect on the financial statements.

Inherent Limitations of Internal Financial Controls over Financial Reporting

Because of the inherent limitations of internal financial controls over financial reporting, including the possibility of collusion or improper management override of controls, material misstatements due to error or fraud may occur and not be detected. Also, projections of any evaluation of the internal financial controls over financial reporting to future periods are subject to the risk that the internal financial control over financial reporting may become inadequate because of changes in conditions, or that the degree of compliance with the policies or procedures may deteriorate.



Opinion

In our opinion, the company has, in all material respects, an ~~adequate~~ internal financial controls system over financial reporting and such internal financial controls over financial reporting were operating effectively as at 31st March,



2024, based on the internal control over financial reporting criteria established by the company considering the essential components of internal control stated in the Guidance Note on Audit of Internal Financial Controls Over Financial Reporting issued by the Institute of Chartered Accountants of India.

For Pravin R Rathi & Associates.
Chartered Accountants
Firm Regn No. 131494W



CA Aditya Pravin Rathi
Partner
ICAI M No. 141268

Place: Nashik
Date: 18/05/2024
UDIN: 24141268BKDHIB4510

Particulars	Note No.	As at March 31, 2024	As at March 31, 2023
I ASSETS			
1 NON-CURRENT ASSETS			
(A) Property, plant and equipment	2	10.74	27.07
(B) Capital work-in-progress		-	152.71
(C) Right of use assets		63.00	92.53
(D) Intangible assets under development	3	-	-
(E) Financial assets			
(i) Investments	4	0.80	0.80
(ii) Other financial assets	5	3.55	27.54
(F) Other -non current assets	6	100.55	100.55
TOTAL NON-CURRENT ASSETS		178.64	401.20
2 CURRENT ASSETS			
(A) Inventory		-	-
(B) Contract Assets	7	-	19.77
(C) Financial assets			
(i) Cash and cash equivalents	8	35.20	2.30
(ii) Trade receivables	9	1.70	406.09
(iii) Other financial assets	10	196.19	171.18
(D) Other current assets	11	124.72	191.43
TOTAL CURRENT ASSETS		357.81	790.77
TOTAL ASSETS (1+2)		536.45	1,191.97
II EQUITY & LIABILITIES			
1 EQUITY			
(A) Equity share capital	12	5.98	5.98
(B) Other equity	13	(3,732.16)	(2,494.81)
TOTAL EQUITY		(3,726.19)	(2,488.84)
2 NON-CURRENT LIABILITIES			
(A) Contract Liabilities	14	359.91	244.88
(B) Financial liabilities			
(i) Borrowings	15	3,383.69	2,839.12
(ii) Lease Liabilities	16	51.10	75.24
(C) Long Term Provisions	17	19.57	17.15
TOTAL NON-CURRENT LIABILITIES		3,814.26	3,176.39
3 CURRENT LIABILITIES			
(A) Contract liabilities	18	289.67	-
(B) Financial liabilities			
(i) Lease Liabilities	16	24.14	20.45
(C) Current tax liabilities (Net)			
(i) Trade payables			
(a) Total outstanding dues of micro enterprises and small enterprises	19	14.31	2.32
(b) Total outstanding dues of creditors other than micro enterprises and small enterprises		4.02	162.20
(ii) Other financial liabilities	20	83.06	101.49
(D) Other current liabilities	21	13.51	26.40
(E) Provisions	22	19.66	191.55
TOTAL CURRENT LIABILITIES		448.38	504.42
TOTAL LIABILITIES (2+3)		4,262.64	3,680.81
TOTAL EQUITY AND LIABILITIES (1+2+3)		536.45	1,191.97

Significant Accounting Policies

The accompanying notes are an integral part of the financial statements

1

As per our report of even date attached

For Pravin R. Rathi & Associates

Chartered Accountants

Firm Registration No. 131494W

CA Aditya P. Rathi
Partner
Membership No 141268



For & on behalf of the Board of Directors

Peeyushkumar S Jain
Director
DIN:07588639

Vivek R. Matkar
Director
DIN:06610237



Place: Nashik
Date: May 18, 2024
UDIN: 24141268BKDHIB4510

STATEMENT OF PROFIT AND LOSS FOR THE YEAR ENDED MARCH 31, 2024

(Rs. In Lacs)

Particulars	Note No.	For the year ended March 31, 2024	For the year ended March 31, 2023
I Income			
Revenue from Operations	23	567.32	8,053.32
Other Income	24	4.00	2.85
Total Income		571.32	8,056.16
II Expenses			
Cost of material consumed	25	260.01	7,690.47
Direct Expenses (Project)	26	266.97	911.26
Employee Cost	27	494.66	606.77
Finance Cost	28	395.59	372.75
Depreciation and Amortization	29	46.42	38.07
Other Expenses	30	354.85	86.03
Total Expenses		1,818.51	9,705.35
III Loss before Tax (I - II)		(1247.19)	(1649.18)
IV Tax Expense:			
Current Tax		-	-
Deferred Tax		-	-
V Loss for the period (III - IV)		(1247.19)	(1649.18)
VI Other Comprehensive Income			
Items not to be re-classified subsequently to Profit or Loss			
Re-measurement gain/(loss) on defined benefit plans		9.84	3.43
VII Total comprehensive income for the period (V + VI)		(1237.35)	(1645.76)
VIII Earnings per Equity Share of Nominal Value ` 10 each:			
Basic Rs per share	31	(2087.10)	(2759.82)
Diluted Rs per share		(2087.10)	(2759.82)
Significant Accounting Policies	1		

The accompanying notes are an integral part of the financial statements

As per our report of even date attached

For Pravin R. Rathi & Associates
Chartered Accountants
Firm Registration No. 131494W

C.A. Aditya P. Rathi
Partner
Membership No 141268



Place: Nashik
Date: May 18, 2024
UDIN: 24141268BKDHIB4510

For & on behalf of the Board of Directors

Peeyushkumar S Jain
Director
DIN:07588639

Vivek R. Matkar
Director
DIN:06610237

Place: Nashik
Date: May 18, 2024



CASH FLOW STATEMENT for the year ended March ,31, 2024

Particulars	(Rs. In Lacs)	
	For the year ended 2024 (` in Lacs)	For the year ended March 31, 2023 (` in Lacs)
A. CASH FLOW FROM OPERATING ACTIVITIES :		
Net Loss Before Taxation		(1,247.19)
Adjustment for :		(1,649.18)
Depreciation and Amortisation	46.42	38.07
Unwinding of discount on financial assets / ECL	-	-
Interest on lease payments	8.69	10.54
Finance income	(0.93)	(2.51)
Expected loss in contract	-	191.50
Finance Cost	373.97	282.26
Advances written off	77.79	-
CWIP write off	149.65	519.86
Operating Loss Before Changes in Working Capital		(591.61)
Adjustments for changes in Operating Assets / Liabilities		
Decrease/(increase) in Trade and other Receivables	404.40	(406.09)
Decrease/(increase) in Inventories	-	-
Decrease/(increase) in long-term loans and advance	-	-
Decrease/(increase) in short-term loans and advance	-	-
Decrease/(increase) in other Non-Current financial assets	23.99	0.01
Decrease/(increase) in other Non-Current assets	0.93	(50.00)
Decrease/(increase) in other Current assets	11.76	62.08
Decrease/(increase) in other Current Financial assets	(25.01)	2.10
Decrease/(Increase) in Other Bank Balances	-	-
(Decrease)/increase in Trade and Operating Payables	(146.19)	163.20
Increase / (Decrease) in Long term provision	12.25	11.04
Increase/(Decrease) in Other Current Financial Liabilities	(18.43)	(175.49)
Increase/(Decrease) in Other Current Liabilities	391.81	259.27
Increase / (Decrease) in Other short term Liabilities	-	-
Increase / (Decrease) in Other short term Liabilities	-	-
Increase / (Decrease) in Short term provision	(171.89)	191.53
Cash Generated from operations		483.62
Income Tax		(107.99)
NET CASH FLOW FROM / (USED IN) OPERATING ACTIVITIES		(107.99)
B. CASH FLOW FROM INVESTING ACTIVITIES :		
Purchase of Assets	(0.57)	(37.99)
Decrease/(increase) in Capital Work In Progress	-	27.71
NET CASH USED IN INVESTING ACTIVITIES		(10.20)
C. CASH FLOW FROM FINANCING ACTIVITIES		
Increase / (Decrease) in Long term borrowings	544.57	1,378.67
Interest paid on lease payments	(8.69)	(10.54)
Lease payments	(20.45)	(17.22)
Finance Cost	(373.97)	(282.26)
NET CASH FLOW FROM FINANCING ACTIVITIES		141.46
Net Increase In Cash & Cash Equivalents (A+B+C)		32.90
Cash and Cash Equivalents at the beginning of the period		2.30
Cash and Cash Equivalents at the end of the period/Year		35.20
COMPONENTS OF CASH AND CASH EQUIVALENTS		
Balances with Banks		
On current accounts		35.18
On deposit accounts		2.23
Cash on hand		0.07
Cash and cash equivalents for statement of cash flows		35.20

Notes :

All figures in bracket are outflow.

- Cash and Cash Equivalents comprises of balances with bank in current accounts, cash on hand and Bank Deposits with maturity less than 3 months.
- The cash flow statement has been prepared under Indirect Method as per Ind AS 7 "Statement of Cash Flows".

Summary of Significant Accounting Policies (Refer Note 1)

The accompanying notes are an integral part of the financial statements

As per our report of even date attached

For Pravin R. Rathi & Associates
Chartered Accountants
Firm Registration No. 131494W

CA Aditya P. Rathi
Partner
Membership No 141268
Place: Nashik
Date: May, 18, 2024
UDIN: 24141268BKDHIB4510



For & on behalf of the Board of Directors

Peeyushkumar S Jain
Director
DIN:07588639
Place: Nashik
Date: May, 18, 2024

Vivek R. Matkar
Director
DIN:06610237



Statement of Changes in Equity as at March 31, 2024

A Equity Share Capital

Equity shares of Rs. 10 each issued, subscribed and fully paid	As at March 31, 2024		As at March 31, 2023	
	Number of Shares	(` In Lacs)	Number of Shares	(` In Lacs)
Balance at the beginning of the year	59,757	5.98	59,757	5.98
Issued during the reporting year	-	-	-	-
Deduction during the year	-	-	-	-
Balance at the close of the year	59,757	5.98	59,757	5.98

B Other Equity

Particulars	(` In Lacs)	
	Retained earnings	Total
Balance as at March 31, 2022	(849.05)	(849.05)
Addition during the year	(1,649.18)	(1,649.18)
Other comprehensive income for the year	3.43	3.43
Balance as at March 31, 2023	(2,494.81)	(2,494.81)
Addition during the year	(1,247.19)	(1,247.19)
Other comprehensive income for the year	9.84	9.84
Balance as at March 31, 2024	(3,732.16)	(3,732.16)

Summary of Significant Accounting Policies (Refer Note 1)

The accompanying notes are an integral part of the financial statements

As per our report of even date attached

For Pravin R. Rathi & Associates

Chartered Accountants

Firm Regn. No. 131494W

GA Aditya Rathi
Partner

Membership No. 141268

Place: Nashik

Date: May 18, 2024

UDIN: 24141268BKDH1R4510



For & on behalf of the Board of Directors

Peeyushkumar S Jain
Director
DIN:07588639

Place: Nashik

Date: May 18, 2024

Vivek R. Matkar
Director
DIN:06610237



Notes to the Financial Statements for the year ended March 31st, 2024

Note -01(A) - General Information :

The Company was incorporated on 03.12.2019. It is engaged in carrying out Smart Infra projects on EPC/rental mode. The financial statements were approved for issue by the Board of Directors on May 18, 2024.

Note -01 (B) - Significant Accounting Policies:

1.01 Compliance with Ind AS :

The Company's financial statements have been prepared in accordance with the provisions of the Companies Act, 2013 and the Indian Accounting Standards (Ind AS) notified under the Companies (Indian Accounting Standards) Rules, 2015 as amended from time to time.

These financial statements include Balance sheet, Statement of Profit and Loss, Statement of Changes in Equity and Statement of Cash flows and notes, comprising a summary of significant accounting policies and other explanatory information.

1.02 Basis of Accounting :

The Company maintains its accounts on accrual basis following the historical cost convention except certain financial instruments that are measured at fair values in accordance with Ind AS.

Fair value measurements are categorized into Level 1, 2 or 3 based on the degree to which the inputs to the fair value measurements are observable and the significance of the inputs to the fair value measurement in its entirety, which are described as follows:

- ▶ Level 1 - inputs are quoted prices in active markets for identical assets or liabilities that entity can access at measurement date
- ▶ Level 2 - inputs are inputs, other than quoted prices included in Level 1, that are observable for the asset or liability, either directly or indirectly; and
- ▶ Level 3 - inputs are unobservable inputs for the asset or liability

1.03 Presentation of financial statements :

- i) The financial statements (except Statement of Cash-flow) are prepared and presented in the format prescribed in Division II – IND AS Schedule III ("Schedule III") to the Companies Act, 2013.
- ii) The Statement of Cash Flow has been prepared and presented as per the requirements of Ind AS 7 "Statement of Cash flows".
- ii) Amounts in the financial statements are presented in Indian Rupees in Lakh in as per the requirements of Schedule III. "Per share" data is presented in Indian Rupees upto two decimals places.

1.04 Key Estimates & Assumptions :

The preparation of the financial statements in conformity with Ind AS requires the Management to make estimates and assumptions that impact the reported amount of assets, liabilities, income, expenses and disclosure of contingent liabilities as at the date of the financial statements. The estimates and assumptions used in the accompanying financial statements are based upon management's evaluation of the relevant facts and circumstances as on the date of the financial statements. Actual results may differ from the estimates and assumptions used in preparing the accompanying financial statements. Difference between the actual and estimates are recognised in the period in which they actually materialise or are known. Any revision to accounting estimates is recognised prospectively. Management believes that the estimates used in preparation of Financial Statements are prudent and reasonable.

1.05 Current Versus Non-Current Classification :

The assets and liabilities in the balance sheet are presented based on current/non-current classification.

An asset is current when it is:

- ▶ Expected to be realised or intended to be sold or consumed in normal operating cycle, or
- ▶ Held primarily for the purpose of trading, or
- ▶ Expected to be realised within twelve months after the reporting period, or
- ▶ Cash or cash equivalent unless restricted from being exchanged or used to settle a liability for at least twelve months after the reporting period.

All other assets are classified as non-current.

A liability is current when it is:

- ▶ Expected to be settled in normal operating cycle, or
- ▶ Held primarily for the purpose of trading, or
- ▶ Due to be settled within twelve months after the reporting period, or
- ▶ There is no unconditional right to defer the settlement of the liability for at least twelve months after the reporting period.

All other liabilities are treated as non-current.

Deferred tax assets and liabilities are classified as non-current assets and liabilities respectively.

1.06 Property, Plant and Equipment (PPE) :

PPE is recognized when it is probable that future economic benefits associated with the item will flow to the Company and the cost of the item can be measured reliably. All items of PPE are stated at cost net of tax/duty credits availed, if any, less accumulated depreciation and cumulative impairment. Cost includes expenditure that is directly attributable to the acquisition and installation of such assets, if any. Subsequent expenditure relating to Property, Plant and Equipment is capitalised only when it is probable that future economic benefits associated with the item will flow to the Company and the cost of the item can be measured reliably. All other repairs and maintenance costs are charged to the Statement of Profit and Loss as incurred.

Items such as spare parts and servicing equipment are recognised as PPE if they meet the definition of property, plant and equipment and are expected to be used during more than one year. All other items of spares and servicing equipments are classified as item of Inventories.

PPE not ready for the intended use on the date of the Balance Sheet is disclosed as "Capital Work-in-Progress" and carried at cost, comprising of directly attributable costs and related incidental expenses.

Assets individually costing less than Rs 5000/- are fully depreciated in the year of acquisition.

Property, plant and equipment are eliminated from financial statements, either on disposal or when retired from active use. Losses arising in the case of the retirement of property, plant and equipment and gains or losses arising from disposal of property, plant and equipment are recognised In the statement of profit and loss in the year of occurrence.

1.07 Depreciation methods, estimated useful lives and residual value :

Depreciation has been provided on the written down value method, as per the useful lives specified in schedule II to the Companies Act, 2013, or as per the useful life determined by technical evaluation, carried out by the management's expert, in order to reflect the actual usage of the assets. The asset's useful lives are reviewed and adjusted, if appropriate, at the end of each reporting period. The useful lives of PPE are as under:

Category of assets	Useful life as per schedule II	Useful life adopted by the company
Cameras (used in smart infra project)	3	3
Office equipment	5	5
Computers and data processing equipment (End user devices)	3	3

The asset's residual values, useful lives and methods of depreciation are reviewed at each financial year end and adjusted prospectively, if appropriate.

1.08 Intangible Assets :

Intangible assets comprise of the know how being developed by the company relating to various software products to be launched by it in future. Since, the company was involved in know how development for the whole year, all the relatable expenditure incurred on the development like Salary, Rent, Travelling, etc. is grouped under 'Intangible assets under development'. As at year end all the products were under development phase and were not ready for use, therefore they have not been amortized /impaired for the year.

1.09 Impairment of Non-Financial Assets

Assets are tested for impairment whenever events or changes in circumstances indicate that the carrying amount may not be recoverable. An impairment loss is recognised for the amount by which the asset's carrying amount exceeds its recoverable amount. The recoverable amount is the higher of an asset's fair value less costs of disposal and value in use.

1.10 Financial instruments:

Initial Recognition

Financial instruments i.e. Financial Assets and Financial Liabilities are recognised when the Company becomes a party to the contractual provisions of the instruments. Financial instruments are initially measured at fair value. Transaction costs that are directly attributable to the acquisition or issue of financial instruments (other than financial instruments at fair value through profit or loss) are added to or deducted from the fair value of the financial instruments, as appropriate, on initial recognition. Transaction costs directly attributable to the acquisition of financial instruments assets or financial liabilities at fair value through profit or loss are recognised in profit or loss.

Financial Assets

a. Subsequent Measurement

All recognised financial assets are subsequently measured at amortized cost using effective interest method except for financial assets carried at fair value through Profit and Loss (FVTPL) or fair value through other comprehensive income (FVOCI).

b. De-recognition

A financial asset is primarily derecognized when the rights to receive cash flows from the asset have expired, or the Company has transferred its rights to receive cash flows from the asset or has assumed an obligation to pay the received cash flows in full without material delay to a third party under a pass-through arrangement; and with that a) the Company has transferred substantially all the risks and rewards of the asset, or b) the Company has neither transferred nor retained substantially all the risks and rewards of the asset, but has transferred control of the asset.

c. Impairment of financial assets

The Company assesses at each date of balance sheet whether a financial asset or a group of financial assets is impaired. Ind AS 109 requires expected credit losses to be measured through a loss allowance. The Company recognises lifetime expected losses for all contract assets and/or all trade receivables that do not constitute a financing transaction. For all other financial assets, expected credit losses are measured at an amount equal to the 12 month expected credit losses or at an amount equal to the life time expected credit losses if the credit risk on the financial asset has increased significantly since initial recognition.

Financial Liabilities

a. Classification

Financial liabilities and equity instruments issued by the Company are classified according to the substance of the contractual arrangements entered into and the definitions of a financial liability and an equity instrument.

b. Subsequent measurement

Loans and borrowings are subsequently measured at amortised cost using Effective Interest Rate (EIR), except for financial liabilities at fair value through profit or loss. Amortised cost is calculated by taking into account any discount or premium on acquisition and fees or costs that are an integral part of the EIR. Amortisation arising on unwinding of the financial liabilities as per EIR is included as a part of Finance Costs in the Statement of Profit and Loss.

Financial liabilities recognised at FVTPL, including derivatives, are subsequently measured at fair value.

c. Derecognition

A financial liability is derecognised when the obligation under the liability is discharged or cancelled or expires.

Offsetting financial instruments

Financial assets and liabilities are offset and the net amount is reported in the balance sheet where there is a legally enforceable right to offset the recognised amounts and there is an intention to settle on a net basis or realise the asset and settle the liability simultaneously.

Re-classification of financial instruments

The Company determines classification of financial assets and liabilities on initial recognition. After initial recognition, no reclassification is made for financial assets which are equity instruments and financial liabilities. For financial assets which are debt instruments, a reclassification is made only if there is a change in the business model for managing those assets.

1.11 Inventories :

Inventory of Raw Materials and Stores and spares are valued at cost or net realizable value whichever is lower. Cost includes all non-refundable taxes and expenses incurred to bring the inventory to present location. Net realisable value is the estimated selling price in the ordinary course of business, less estimated costs of completion and the estimated costs necessary to make the sale.

1.12 Revenue recognition :

Revenue from contracts with customers is recognised when control of the goods or services are transferred to the customer at an amount that reflects the consideration to which the Company expects to be entitled in exchange for those goods or services. The Company has generally concluded that it is the principal in its revenue arrangements, because it typically controls the goods or services before transferring them to the customers.

Revenue from Smart Infra Projects

The performance obligation for smart infrastructure projects is satisfied over time, as the company creates an asset that the customer controls as it is developed. Additionally, the company has an enforceable right to payment for performance completed to date, provided it meets the agreed specifications. Revenue from these projects, where the outcome can be reliably estimated and 5% of the project cost is incurred, is recognized using the percentage-of-completion method by referencing the stage of completion of the contract activity.

The stage of completion is measured by the input method, which is the proportion of costs incurred to date relative to the estimated total costs of the contract. The percentage-of-completion method (an input method) faithfully represents the company's performance because it directly measures the value of services transferred to the customer. Total contract costs are estimated based on technical and other assessments. If a loss is anticipated on a contract, a provision is made for the estimated loss.

Contract revenue earned in excess of billing is recorded as a "contract asset," while billing in excess of contract revenue is recorded as a "contract liability." Billing is based on milestone completion or the go-live status of the project. Retention money receivable from project customers does not include any significant financing element and is retained for satisfactory performance of the contract. Payment is generally due upon the completion of milestones as per the contract terms. In some contracts, short-term advances are received before the performance obligation is satisfied.

The major component of the contract estimate is the "budgeted cost to complete the contract," assuming that the contract price will not decrease from the agreed values. Various assumptions are considered by management when estimating, such as:

- Work will be executed as expected to ensure timely project completion.
- Consumption norms will remain constant.
- Cost escalation, including increases in costs, is considered as part of the budgeted cost to complete the project.

Service Contracts

In case of service contracts (including maintenance contracts) wherein the company is entitled to consideration directly proportional to the value of completed services to the customer, revenue is recognized as services are performed and become contractually billable.

Interest Income

Interest Income from a financial asset is recognised using effective interest rate method.

Other Income represents income earned from the activities incidental to the business and is recognised when the right to receive the income is established as per the terms of the contract.

1.13 Contract Balances :

Contract Assets

A contract asset is the right to consideration in exchange for goods or services transferred to the customer. If the Company performs by transferring goods or services to a customer before the customer pays consideration or before payment is due, a contract asset is recognised for the earned consideration that is conditional. Contract assets represent revenue recognized in excess of amounts billed and include unbilled receivables. Unbilled receivables, which represent an unconditional right to payment subject only to the passage of time, are reclassified to accounts receivable when they are billed under the terms of the contract.

Trade receivables

A receivable represents the Company's right to an amount of consideration that is unconditional.

Contract Liabilities

A contract liability is the obligation to transfer goods or services to a customer for which the Company has received consideration from the customer. If a customer pays consideration before the Company transfers goods or services to the customer, a contract liability is recognised when the payment is made. Contract liabilities are recognised as revenue when the Company performs under the contract.

Contract liabilities include unearned revenue which represent amounts billed to clients in excess of revenue recognized to date and advances received from customers. For contracts where progress billing exceeds, the aggregate of contract costs incurred to date plus recognised profits (or minus recognised losses, as the case may be), the surplus is shown as contract liability and termed as unearned revenue. Amounts received before the related work is performed are disclosed in the balance sheet as contract liability and termed as advances received from customers.

1.14 Impairment of Non-Financial Assets :

Assets are tested for impairment whenever events or changes in circumstances indicate that the carrying amount may not be recoverable. An impairment loss is recognised for the amount by which the asset's carrying amount exceeds its recoverable amount. The recoverable amount is the higher of an asset's fair value less costs of disposal and value in use.

1.15 Income Tax :

Income tax expense for the period is the tax payable on the current period's taxable income based on the applicable income tax rate and changes in deferred tax assets and liabilities attributable to temporary differences. The current income tax charge is calculated in accordance with the provisions of the Income Tax Act 1961.

Deferred income tax is determined using tax rates (and laws) that have been enacted or substantially enacted at the end of the reporting period and are expected to apply when the related deferred income tax asset is realised or the deferred income tax liability is settled.

Deferred tax liabilities are recognised for all taxable temporary differences and deferred tax assets are recognised for all deductible temporary differences and brought forward losses only if it is probable that future taxable profit will be available to realise the temporary differences.

Current tax assets and tax liabilities are offset where the entity has a legally enforceable right to offset and intends either to settle on a net basis, or to realise the asset and settle the liability simultaneously.

Current and deferred tax is recognised in profit or loss, except to the extent that it relates to items recognised in other comprehensive income or directly in equity. In this case, the tax is also recognised in other comprehensive income or directly in equity, respectively.

1.16 Borrowing Cost :

i. Borrowing costs that are directly attributable to the acquisition, construction or production of a qualifying asset are capitalised during the period of time that is required to complete and prepare the asset for its intended use or sale. Qualifying assets are assets that necessarily take a substantial period of time to get ready for their intended use or sale.

ii. Other borrowing costs are charged to Statement of Profit and Loss in the period in which they are incurred.

1.17 Leases:

The Company, as a lessee, recognises a right-of-use asset and a lease liability for its leasing arrangements, if the contract conveys the right to control the use of an identified asset. The contract conveys the right to control the use of an identified asset, if it involves the use of an identified asset and the Company has substantially all of the economic benefits from use of the asset and has right to direct the use of the identified asset. The cost of the right-of-use asset shall comprise of the amount of the initial measurement of the lease liability adjusted for any lease payments made at or before the commencement date plus any initial direct costs incurred. The right-of-use assets is subsequently measured at cost less any accumulated depreciation, accumulated impairment losses, if any and adjusted for any remeasurement of the lease liability. The right-of-use assets is depreciated using the straight-line method from the commencement date over the shorter of lease term or useful life of right-of-use asset.

Short term leases and leases of low value of assets

The Company applies the short-term lease recognition exemption to its short-term leases. It also applies the lease of low-value assets recognition exemption to leases that are considered to be low value. Lease payments on short-term leases and leases of low-value assets are recognised as expense on a straight-line basis over the lease term.

1.18 Provisions & Contingencies:

Provisions are recognised when the Company has a present legal or constructive obligation as a result of past events for which it is probable that an outflow of resources will be required to settle the obligation and the amount can be reliably estimated as at the balance sheet date. Provisions are measured based on management's estimate required to settle the obligation at the balance sheet date and are discounted using a rate that reflects the time value of money. When discounting is used, the increase in the provision due to the passage of time is recognised as a finance cost.

A disclosure for a contingent liability is made when there is a possible obligation or a present obligation that may, but will probably not, require an outflow of resources. Information on contingent liabilities is disclosed in the notes to financial statements unless the possibility of an outflow of resources embodying economic benefit is remote.

A contingent asset is not recognised but disclosed in the financial statements where an inflow of economic benefit is probable.

1.19 Employee benefits

a. Short-term obligations

All employee benefits falling due wholly within twelve months of rendering the service are classified as short term employee benefits. These are expensed as the related service is provided. A liability is recognised for the amount expected to be paid if the Company has a present legal or constructive obligation to pay this amount as a result of past service provided by the employee and the obligation can be estimated reliably.

b. Post-employment obligations i.e.

- Defined benefit plans and
- Defined contribution plans.

Defined benefit plans:

The plan has not been funded as on the valuation date. The present value of obligation is determined based on actuarial valuation carried out as at the end of each financial year using the Projected Unit Credit Method.

The obligation is measured at the present value of the estimated future cash flows. The discount rate used for determining the present value of the obligation under defined benefit plans, is based on the market yield on government securities, of a maturity period equivalent to the weighted average maturity profile of the related obligations at the Balance Sheet date.

Re-measurement, comprising actuarial gains and losses, the effect of the changes to the asset ceiling (if applicable) and the return on plan assets (excluding net interest), is reflected immediately in the balance sheet with a charge or credit recognised in other comprehensive income in the period in which they occur. Re-measurement recognised in other comprehensive income is reflected immediately in retained earnings and is not reclassified to profit or loss. Past service cost is recognised in the statement of profit or loss in the period of a plan amendment. Net interest is calculated by applying the discount rate at the beginning of the period to the net defined benefit liability or asset.

Defined contribution plans:

The Company's contribution to provident fund, employee state insurance scheme are considered as defined contribution plans and are charged as an expense as they fall due based on the amount of contribution required to be made and when services are rendered by the employee.

1.20 Cash and cash equivalents :

Cash and cash equivalent in the balance sheet comprise cash at banks and on hand and short-term deposits with an original maturity of three months or less, which are subject to an insignificant risk of changes in value.

For the purpose of the statement of cash flows, cash and cash equivalents consist of cash and short-term deposits, as defined above, net of outstanding bank overdrafts as they are considered an integral part of the Company's cash management.

1.21 Disclosure pursuant to Ind AS 37 - "Provisions, Contingent Liabilities and Contingent Assets"

Nature of Provisions:

i. **Provision for Defect Liability Period** : The Company provides for contractual obligations to periodically service, repair or rectify any defective work during the defect liability period as well as towards contractual obligations to restore the infrastructure at periodic intervals. Provision made as at March 31, 2022 represents the amount of the expected estimated cost of meeting such obligations of repair/rectification.

ii. **Provision for Schedule Maintenance** : Contractual resurfacing cost represents the estimated cost that the Company is likely to incur during concession period as per the contract obligations in respect of completed construction contracts accounted under Ind AS 115 "Revenue from Contracts with Customers".

iii. **Provision for Onerous Contract**: The provision for onerous contract represents the value of expected losses recognised in accordance with Ind AS 37 on onerous project, if any .

1.22 Earnings per share

The Company's Earnings per Share ('EPS') is determined based on the net profit attributable to the shareholders' of the Company. Basic earnings per share is calculated by dividing the profit from continuing operations and total profit, both attributable to equity shareholders of the company by the weighted average number of equity shares outstanding during the period. Diluted earnings per share is computed using the weighted average number of common and dilutive shares outstanding during the year including share based payments, except where the result would be anti-dilutive.

As per our report of even date attached

For Pravin R. Rathi & Associates
Chartered Accountants

Firm Registration No. 131494W

CA Aditya P. Rathi
Partner
Membership No 141268

Place: Nashik
Date: May 18, 2024
UDIN:24141268BKDHIB4510



For & on behalf of the Board of Directors

Peeyushkumar S Jain
Director
DIN:07588639

Vivek K. Matkar
Director
DIN:06610237



2

Property, Plant and Equipment

(In Lacs)

Particulars	Office Equipments	Data Processing Equipments	Furnitures and Fixtures	Total
Cost				
At March 31, 2022	0.99	18.85	-	19.84
Additions	-	37.99	-	37.99
Disposals	-	-	-	-
At March 31, 2023	0.99	56.84	-	57.82
Additions	-	0.32	0.26	0.57
Disposals	-	-	-	-
At March 31, 2024	0.99	57.15	0.26	58.39
Depreciation and Impairment				
At March 31, 2022	0.44	10.06	-	10.49
Depreciation Charge for the year	0.25	20.01	-	20.26
Disposals	-	-	-	-
At March 31, 2023	0.69	30.07	-	30.75
Depreciation Charge for the year	0.14	16.71	0.05	16.90
Disposals	-	-	-	-
At March 31, 2024	0.82	46.78	0.05	47.65
Net Book Value				
At March 31, 2024	0.17	10.37	0.21	10.74
At March 31, 2023	0.30	26.77	-	27.07

Note :

A. Of the above assets, following are the assets given on lease

(In Lacs)

Particulars	As At March 31, 2024		As At March 31, 2023	
	Gross Block	Net Block	Gross Block	Net Block
Plant and Machinery	0.00	0.00	0.00	0.00
Total	0.00	0.00	0.00	0.00

B. Interest Cost capitalized to Qualifying Assets according to Ind AS 23 - Borrowing Cost during the year: ` Nil (Previous year ` Nil)

Ageing of Capital Work-in-progress :

(In Lacs)

Particulars	Amount in CWIP for period ended 31-March -2024				Total
	<1 Year	1-2 Years	2-3 Years	More than 3 Years	
Projects in Progress	-	-	-	-	-
Camera	-	-	-	-	-

Due to software malfunction, the cameras became obsolete. Therefore, the associated costs amounting to Rs. 152.71 lakhs have been written off.

(In Lacs)

Particulars	Amount in CWIP for period ended 31-March -2023				Total
	<1 Year	1-2 Years	2-3 Years	More than 3 Years	
Projects in Progress	-	-	-	-	-
Camera	-	152.71	-	-	152.71

3

Right of use assets

(In Lacs)

Particulars	Buildings	Plant and Equipment	Total
Cost			
Balance as at March 31, 2022	118.16	-	118.16
Additions during the year	-	-	-
Deletion during the year	-	-	-
Balance as at March 31, 2023	118.16	-	118.16
Additions during the year	-	-	-
Deletion during the year	-	-	-
Balance as at March 31, 2024	118.16	-	118.16
Accumulated depreciation and impairment			
Balance as at March 31, 2022	7.83	-	7.83
Depreciation for the year	17.81	-	17.81
Deduction	-	-	-
Balance as at March 31, 2023	25.64	-	25.64
Depreciation for the year	29.52	-	29.52
Deduction	-	-	-
Balance as at March 31, 2024	55.16	-	55.16
At March 31, 2024	63.00	-	63.00
At March 31, 2023	92.53	-	92.53

4 Non Current Investments (Unquoted) (' In Lacs)		
Particulars	As at March 31, 2024	As at March 31, 2023
Investments measured at Cost :		
Investment in Equity Shares of Subsidiary Company (Unquoted):		
80,000 Equity Shares of AP Technohorizon Private Limited @ Rs. 10 per Share	0.80	0.80
Total ::::	0.80	0.80

5 Other Financial Assets-Non-Current		
Particulars	As at March 31, 2024	As at March 31, 2023
Deposits (Unsecured, considered good)		
i) Deposit-Office Rent	3.55	3.16
ii) Deposit -BECHL (EMD)	0.00	24.38
Total ::::	3.55	27.54

6 Other Non-Current Assets		
Particulars	As at March 31, 2024	As at March 31, 2023
Advances to related parties		
	100.55	100.55
Total ::::	100.55	100.55

7 Contract Assets - Current		
Particulars	As at March 31, 2024	As at March 31, 2023
Project WIP		
	0.00	19.77
Total ::::	-	19.77

8 Cash and Cash Equivalents		
Particulars	As at March 31, 2024	As at March 31, 2023
Cash and Cash Equivalents		
(i) Cash on hand	0.02	0.02
(ii) Balance with Banks		
- In Current account	35.18	2.23
Total ::::	35.20	2.30

9 Trade receivables - Current		
Particulars	As at March 31, 2024	As at March 31, 2023
Unsecured		
- Considered good	1.82	407.11
Less: Impairment allowance (allowance for bad and doubtful debts)	(0.12)	(1.02)
Total	1.70	406.09

Ageing Schedule as at March 31, 2024:

Particulars	Outstanding for following periods from due date of payment					Total
	Not due	Less than 6 months	6 months - 1 year	1-2 years	2-3 years	
Undisputed Trade receivable - considered good	-	-	1.82	-	-	1.82
Undisputed Trade receivable - credit impaired	-	-	-	-	-	-
Disputed Trade receivable - considered good	-	-	-	-	-	-
Disputed Trade receivable - credit impaired	-	-	-	-	-	-
Total	-	-	1.82	-	-	1.82
Less: Impairment allowance	-	-	0.12	-	-	0.12
Total current and non current receivables	-	-	1.70	-	-	1.70

Particulars						
Dues from Holding Company	-	-	-	-	-	-

Ageing Schedule as at March 31, 2023:

Particulars	Outstanding for following periods from due date of payment					Total
	Not due	Less than 6 months	6 months - 1 year	1-2 years	2-3 years	
Undisputed Trade receivable - considered good	407.11	-	-	-	-	407.11
Undisputed Trade receivable - credit impaired	-	-	-	-	-	-
Disputed Trade receivable - considered good	-	-	-	-	-	-
Disputed Trade receivable - credit impaired	-	-	-	-	-	-
Total	407.11	-	-	-	-	407.11
Less : Impairment allowance	1.02	-	-	-	-	1.02
Total current and non current receivables	406.09	-	-	-	-	406.09

Particulars					
Dues from Holding Company	383.03	-	-	-	-

a. Trade receivables are non interest bearing and payment is generally due upon completion of milestone as per terms on contract. In certain contracts, advances are received before the performance obligation is satisfied

b. The Company applies the expected credit loss (ECL) model for measurement and recognition of impairment losses on trade receivables and contract assets. The Company follows the simplified approach for recognition of impairment allowance on trade receivables and contract assets. The application of the simplified approach does not require the Company to track changes in credit risk. Rather, it recognizes impairment allowance based on lifetime ECLs at each reporting date. ECL impairment loss allowance (or reversal) recognized during the period is recognized in the Statement of Profit and Loss. The amount is reflected under the head 'Other expenses' in the Statement of Profit and Loss.

10 Other Financial Assets - Current

Particulars	As at March 31, 2024	As at March 31, 2023
Deposits (Unsecured, considered good)		
EMD - Project	191.19	166.18
Deposit- Other Parties	5.00	5.00
Total ::::	196.19	171.18

11 Other Current Assets

Particulars	As at March 31, 2024	As at March 31, 2023
Advances Recoverable other than in Cash		
A) Prepaid Expense	1.86	3.24
B) Advance to Supplier	10.69	81.55
C) Duties & Taxes (GST& TDS) (NET)	111.32	106.54
D) Advance to Subsidiary company	0.85	0.10
Total ::::	124.72	191.43

12 Equity Share Capital

(i) **Authorized Capital:**

Class of Shares	As at March 31, 2024		As at March 31, 2023	
	No. of Shares	Amount (' In Lacs)	No. of Shares	Amount (' In Lacs)
Equity Shares @ 10 Rupee Per Share	1,50,000	15.00	1,50,000	15.00
Total ::::	1,50,000	15.00	1,50,000	15.00

(ii) **Issued, Subscribed and Paid-up Capital (Fully Paid-up):**

Class of Shares	As at March 31, 2024		As at March 31, 2023	
	No. of Shares	Amount (' In Lacs)	No. of Shares	Amount (' In Lacs)
Equity Shares @ 10 Rupee Per Share				
Ashoka Buildcon Limited	35,257	3.53	35,257	3.53
Purestudy Software Services Private Limited	24,500	2.45	24,500	2.45
Total ::::	59,757	5.98	59,757	5.98

The Company has only one class of share capital, i.e. equity shares having face value of Rs. 10 per share. Each holder of equity share is entitled to one vote per share. In the event of liquidation of the Company, the holders of Equity Shares will be entitled to receive remaining assets of the Company, after distribution of all preferential amounts. The distribution will be in proportion to the number of Equity Shares held by the shareholders.

(iv) **Reconciliation of number of shares outstanding :**

Class of Shares	As at March 31, 2024	As at March 31, 2023
	Equity Shares	Equity Shares
Outstanding as at the beginning of the period	59,757	59,757
Addition during the period	-	-
Outstanding as at the end of the period	59,757	59,757

Details of Shares in the Company held by each share holder

(v) holding more than 5% Shares :

Name of the Company	As at March 31, 2024		As at March 31, 2023	
	No. of Shares	Holding	No. of Shares	Holding
1. Ashoka Buildcon Limited	35,257	59.00%	35,257	59.00%
2. Purestudy Software Services Private Limited	24,500	41.00%	24,500	41.00%
Total	59,757	100.00%	59,757	100.00%

(vi) Shares held By Promoters (No. of Shares)

Promoter Name	As at March 31, 2024	As at March 31, 2023	% Change During the year
	No. of Share	No. of Share	
1. Ashoka Buildcon Limited	35,257	35,257	0.00%
2. Purestudy Software Services Private Limited	24,500	24,500	0.00%
Total	59,757	59,757	

13 Other Equity

Particulars	As at March 31, 2024	As at March 31, 2023
Surplus / Retained Earnings		
Balance as per last balance Sheet	(2,494.81)	(849.05)
Addition during the year	(1,247.19)	(1,649.18)
Deduction during the year	-	-
Other Comprehensive income for the year	9.84	3.43
As at end of year	(3,732.16)	(2,494.81)
Total	(3,732.16)	(2,494.81)

Retained Earning :

Retained earning comprises of current year and prior period undistributed earnings or losses after tax.

14 Contract Liabilities - Non Current

Particulars	As at March 31, 2024	As at March 31, 2023
Others : Unearned Revenue	359.91	244.88
Total	359.91	244.88

15 Borrowings - Non Current

Particulars	As at March 31, 2024	As at March 31, 2023
Loan from holding company	3,383.69	2,839.12
Total	3,383.69	2,839.12

Loans from related parties (Refer Note 40 On Related Party Disclosures) as at 31 March 2024

Nature of Loan	Terms of Repayment	Outstanding Amount	Rate of Interest	Nature of Security
Unsecured	Within 30 days from receipt of demand notice	3,383.69	12%	Unsecured

Loans from related parties (Refer Note 40 On Related Party Disclosures) as at 31 March 2023

Nature of Loan	Terms of Repayment	Outstanding Amount	Rate of Interest	Nature of Security
Unsecured	Within 30 days from receipt of demand notice	2,839.12	12%	Unsecured

16 Lease Liabilities

Particulars	As at March 31, 2024	As at March 31, 2023
As at beginning of the year	95.70	112.92
Addition	-	-
Deletion	-	-
Accretion of interest	8.69	10.54
Payments	29.14	27.76
As at end of the year	75.24	95.70
Current	24.14	20.45
Non current	51.10	75.24
Total	75.24	95.70

17 Long Term Provisions

Particulars	As at March 31, 2024	As at March 31, 2023
Provision for Gratuity	19.57	17.15
Total ::::	19.57	17.15

18 Contract Liabilities - Current

Particulars	As at March 31, 2024	As at March 31, 2023
Advance from holding company / Customers	2.52	-
Unearned Revenue	287.15	-
Total ::::	289.67	-

19 Trade Payables - Current

Particulars	As at March 31, 2024	As at March 31, 2023
Trade Payables:		
Total outstanding dues of micro enterprises and small enterprises	14.31	2.32
Total outstanding dues of creditors other than micro enterprises and small enterprises.	4.02	162.20
Total ::::	18.33	164.52

Particulars	As at March 31, 2024	As at March 31, 2023
Trade Payables other than related parties	18.33	28.95
Trade Payables to related parties	-	135.58
Total ::::	18.33	164.52

(Refer Note - 34 for disclosures under section 72 of Micro, Small and Medium Enterprises Development Act, 2006)

As at 31st March 2024

Particulars	Outstanding for following periods from due date of payment			
	Not Due	Less Than 1 Year	1-2 Years	2-3 Years
Undisputed dues of micro enterprises and small enterprises	14.31	-		
Undisputed dues of creditors other than micro enterprises and small enterprises.	4.02			
Disputed dues of micro enterprises and small enterprises				
Disputed dues of creditors other than micro enterprises and small enterprises.				
Total ::::	18.33	-		

As at 31st March 2023

Particulars	Outstanding for following periods from due date of payment			
	Not Due	Less Than 1 Year	1-2 Years	2-3 Years
Undisputed dues of micro enterprises and small enterprises	17.53	-		
Undisputed dues of creditors other than micro enterprises and small enterprises.	10.04	136.95		
Disputed dues of micro enterprises and small enterprises				
Disputed dues of creditors other than micro enterprises and small enterprises.				
Total ::::	27.57	136.95		

20 Other Financial liabilities - Current

Particulars	As at March 31, 2024	As at March 31, 2023
Due To Employees	59.73	56.60
Other Payables	23.33	44.89
Total ::::	83.06	101.49

21 Other Current Liabilities

Particulars	As at March 31, 2024	As at March 31, 2023
Duties & Taxes	13.51	26.40
Total ::::	13.51	26.40

22 Short Term Provisions

Particulars	As at March 31, 2024	As at March 31, 2023
Provision for Gratuity	0.04	0.05
Provision for Onerous Contract	19.62	191.50
Total ::::	19.66	191.55

23 Revenue From Operations

Particulars	For the year ended March 31, 2024	For the year ended March 31, 2023
Revenue from contracts with customers		
(A) Construction Revenue:		
Closing work-in-progress - Current	537.68	8016.09
- Non Current	(475.18)	(475.12)
Add: Contract Revenue (Sales)	537.74	8491.21
Less: Opening work-in-progress	475.12	
Less: Un-certified work - Written Off		
(B) Rent Income	29.64	37.23
Total Construction Revenue:	567.32	8053.32
II) Other Operating Revenue		
Claims Received (Contract / Insurance) / Project Management Fee	-	-
Scrap sales	-	-
Sale - Other Material	-	-
Total ::::	567.32	8053.32

24 Other Income

Particulars	For the year ended March 31, 2024	For the year ended March 31, 2023
IND AS - Finance Income	0.93	2.51
Balances Write Back	3.07	0.34
Total ::::	4.00	2.85

25 Cost of Materials

Particulars	For the year ended March 31, 2024	For the year ended March 31, 2023
Purchases	260.01	7,690.47
Total ::::	260.01	7,690.47

26 Direct Expenses (Project)

Particulars	For the year ended March 31, 2024	For the year ended March 31, 2023
Technical Consultancy Charges	24.23	261.46
Transportation Expenses	8.96	57.19
Rent	0.25	22.86
Sub-contracting/Service Charges	205.52	272.05
Transferred from project WIP	19.77	106.20
O & M Expenses	8.25	0.00
Expected loss in contract	0.00	191.50
Total ::::	266.97	911.26

27 Employee Cost

Particulars	For the year ended March 31, 2024	For the year ended March 31, 2023
Salaries, Wages and Allowances	465.27	577.14
Contribution to Provident and Other Funds	11.84	12.85
Contribution to Defined Benefit Plan	12.24	11.06
Staff welfare expenses	5.31	6.44
Total ::::	494.66	606.77

28 Finance Cost

Particulars	For the year ended March 31, 2024	For the year ended March 31, 2023
Bank Charges/LC Charges	12.93	23.42
Interest on loan from holding company	373.97	282.26
Interest on loan (others)	0.00	55.82
Interest on lease liabilities	8.69	10.54
Total ::::	395.59	372.75

29 Depreciation and Amortisation

Particulars	For the year ended March 31, 2024	For the year ended March 31, 2023
Depreciation on Fixed Assets	16.90	20.26
Amortisation on Lease Liabilities	29.52	17.81
Total ::::	46.42	38.07

30 Administrative & Other Expenses

Particulars	For the year ended March 31, 2024	For the year ended March 31, 2023
Printing & Stationery	1.54	1.68
Legal & Professional Fees	0.42	0.77
Rent	2.35	0.40
Consultancy Charges	41.24	18.84
Electricity Charges	6.52	4.34
Advertisement and Business Promotion	-	0.56
Travelling Exps	32.99	30.42
Insurance Charges	10.22	3.05
Subscription Charges	11.69	11.66
Tender Fees	-	1.00
Repairs & Maintenance	0.52	4.35
Audit Fees	1.25	0.50
Impairment allowance - allowances for doubtful trade receivables and advances (net)	-0.90	1.02
Advances written off	80.85	-
Miscellaneous Expenses	13.45	7.44
Loss on Camera & Software malfunction	152.71	-
Total ::::	354.85	86.03

Additional Statement Of Notes:

31 Earning Per Share

Basic earnings per equity share is computed by dividing the net profit attributable to the equity holders of the company by the weighted average number of equity shares outstanding during the period. Diluted earnings per equity share is computed by dividing the net profit attributable to the equity holders of the company by the weighted average number of equity shares considered for deriving basic earnings per equity share and also the weighted average number of equity shares that could have been issued upon conversion of all dilutive potential equity shares. The dilutive potential equity shares are adjusted for the proceeds receivable had the equity shares been actually issued at fair value. Dilutive potential equity shares are deemed converted as of the beginning of the period, unless issued at a later date. Dilutive potential equity shares are determined independently for each period presented.

Particulars	(' In Lacs)	
	For the year ended March 31, 2024	For the year ended March 31, 2023
Profit/ (Loss) attributable to Equity Shareholders (` in Lakhs)	(1247.19)	(1649.18)
No of Weighted Average Equity Shares outstanding during the Year (Basic)	59,757	59,757
No of Weighted Average Equity Shares outstanding during the Year (Diluted)	59,757	59,757
Nominal Value of Equity Shares (in `)	10	10
Basic Earnings per Share (in `)	(2087.10)	(2759.82)
Diluted Earnings per Share (in `)	(2087.10)	(2759.82)

32 Remuneration to Auditors (excluding GST) :

Particulars	For the year ended March 31, 2024	For the year ended March 31, 2023
Audit Fees	1.25	0.50
Total ::::	1.25	0.50

33 Segment information as required by Ind AS 108 are given below :

The Company is engaged in one business activity of carrying out smart infra projects on EPC/rental model. Thus there are no separate reportable operating segments in accordance with Ind AS 108.

34 Details of dues to micro, small and medium enterprises as per MSMED Act, 2006

Disclosures under the Micro, Small and Medium enterprises Development Act, 2006 are provided as under for the year, to the extent the Company has received intimation from the "Suppliers" regarding their status under the Act.

(' In Lakhs)

Particulars	As at March 31, 2024	As at March 31, 2023
(a) Principal amount remaining unpaid (but within the due date as per the MSMED Act)	14.31	2.32
(b) Interest due to suppliers under the MSMED Act and remaining unpaid as at year end	-	-
(c) Principal amounts paid to suppliers registered under the MSMED Act, beyond the appointed day during the year	-	-
(d) Interest paid, under section 16 of the MSMED Act, to suppliers registered under the MSMED Act, beyond the appointed day during the year	-	-
(e) Interest due and payable towards suppliers registered under MSMED Act, for payments already made	-	-
(f) Further interest remaining due and payable for earlier years	-	-
Total	14.31	2.32

35 Corporate Social Responsibility (CSR) Activities

(' In Lacs)

Particulars	For the year ended March 31, 2024	For the year ended March 31, 2023
(a) Gross amount required to be spent by the company during the period	N.A.	N.A.
(b) Amount spent during the period:		
(i) Construction / Acquisition of any assets		
(ii) On the purpose other than above (b) (i) in Cash		
(iii) In purpose other than above (b) (ii) yet to be paid in cash		
Amount unspent during the period		

In the current financial year, provisions of Sec. 135 of the Companies Act, 2013 were not applicable to the company. Therefore, the company was not required to incur expenditure on CSR activities during the year.

36 Capital management

The primary objective of the Company's capital management is to maximise the shareholder value. For the purpose of the Company's capital management, capital includes issued equity capital, instrument entirely equity in nature share premium and all other equity reserves attributable to the equity holders of the Company.

Debt includes long-term borrowings, current maturities of long-term borrowings, short-term borrowings and interest accrued thereon.

The funding requirements are currently being met through interest-bearing borrowings from the holding company.

Gearing Ratio :

(' In Lacs)

Particulars	For the year ended March 31, 2024	For the year ended March 31, 2023
Borrowings	3,383.69	2,839.12
Less: Cash and cash equivalents (refer note 8)	35.20	2.30
Net debt (A)	3,348.49	2,836.82
Equity	(3726.19)	(2488.84)
Total Sponsor capital	(3726.19)	(2488.84)
Gearing Ratio (%) (Debt : Equity)	100%	100%

37 **Financial Instruments - Fair values and risk management**

The carrying values and fair values of financial instruments of the Company are as follows:

Particulars	(' In Lacs)			
	Carrying amount As at March 31, 2024	Carrying amount As at March 31, 2023	Fair Value As at March 31, 2024	Fair Value As at March 31, 2023
Financial Assets				
Cash and cash equivalents (Note 8)	35.20	2.30	35.20	2.30
Trade receivables (Note 9)	1.70	406.09	1.70	406.09
Other Financial Assets (Note 5 & 10)	199.74	198.72	199.74	198.72
Financial Liabilities				
Measured at amortised cost				
Borrowings - Fixed (Note 15)	3,383.69	2,839.12	3,383.69	2,839.12
Trade payables (Note 19)	18.33	164.52	18.33	164.52
Lease liabilities (Note 16)	75.24	95.70	75.24	95.70
Other financial liabilities (Note 20)	83.06	101.49	83.06	101.49

The management assessed that carrying amount of all financial instruments are reasonable approximation of the fair value.

38 **Financial risk management objectives and policies**

The Company's risk management policies are established to identify and analyse the risks faced by the Company, to set appropriate risk limits and controls, and to monitor risks and adherence to limits. Risk management policies and systems are reviewed regularly to reflect changes in market conditions and the Company's activities.

The Board of Directors has overall responsibility for the establishment and oversight of the Company's risk management framework.

The Company has exposure to the following risks arising from financial instruments:

a) Credit risk; b) Liquidity risk; and c) Market risk:

a) Credit risk

Credit risk is the risk of financial loss to the Company if a customer or counterparty to a financial instrument fails to meet its contractual obligations, and arises principally from the Company's receivables from customers and loans and advances. The Company's customer profile include public sector enterprises, state owned companies, holding companies, individual and corporates customer. General payment terms include mobilisation advance, monthly progress payments with a credit period ranging from 45 to 90 days and certain retention money to be released at the end of the project. The Company has a detailed review mechanism of overdue customer receivables at various levels within organisation to ensure proper attention and focus for realisation. Credit risk on trade receivables and unbilled work-in-progress is limited as the customers of the Company mainly consists of the government promoted entities and the holding company having a strong credit worthiness. The provision matrix takes into account available external and internal credit risk factors such as companies historical experience for customers.

The exposure to credit risk for trade and other receivables by type of counterparty was as follows:

(' In Lacs)		
Particulars	As at March 31, 2024	As at March 31, 2023
Trade receivable	1.82	407.11
Other Financial Assets	199.74	198.72
Total financial assets carried at amortised cost	201.56	605.83

Concentration of credit risk

The following table gives details in respect of dues from Major category of receivables and loans i.e. government promoted agencies and others.

(' In Lacs)		
Particulars	As at March 31, 2024	As at March 31, 2023
Trade receivables		
- From Public Sector Enterprise	1.82	23.07
- From Holding company	-	384.05
Other Financial Assets	199.74	198.72
Total	201.56	605.84

Management believes that the receivables are collectible in full.

Impairment allowance on Doubtful debts/doubtful advances : The provisions are made against Trade Receivable/Advances based on 'expected credit loss' model as per Ind As 109.

Reconciliation of impairment allowance on trade receivables:

Impairment allowance measured as per simplified approach

(**₹ In Lacs**)

Particulars	As at March 31, 2024	As at March 31, 2023
Balance at the beginning of the year	1.02	-
Allowances/(write back) during the year	-0.90	1.02
Balance at the end of the year	0.12	1.02

Cash and cash equivalents

Cash and cash equivalents (excluding cash in hand) of ₹ 35.19 Lakhs at March 31, 2024 (March 31, 2023: ₹ 2.23 Lakhs). The cash and cash equivalents are held with banks with good credit rating.

Other financial assets

Other Financial assets majorly comprise of EMD given to a Private company engaged in carrying out smart infra projects mainly for the Government of India and to a PSU. The Private company is one of the fastest growing technology companies of India. The management is of the view that the amount of EMDs are fully recoverable considering the credit worthiness of both the companies.

b) Liquidity Risk

Liquidity risk is the risk that the Company will encounter difficulty in meeting the obligations associated with its financial liabilities.

The company is fully funded by its Holding Company through interest bearing ICD. The company in near term will continue to rely on its Holding Company for meeting its liquidity requirements. In the long run the company expects to meet its liquidity requirements from its business receipts.

The Company's exposure relating to financial instruments is given in the liquidity table below:

(**₹ In Lacs**)

Particulars	Less than 1 year	1 to 5 years	>5 years	Total
	INR Lakh	INR Lakh	INR Lakh	INR Lakh
As at March 31, 2024				
Borrowings - Fixed (Note 15)	544.57	2,839.12	-	3,383.69
Trade payables (Note 19)	18.33	-	-	18.33
Lease liabilities (Note 16)	24.14	51.10	-	75.24
Other financial liabilities (Note 20)	83.06	-	-	83.06
Total	670.11	2,890.22		3,560.33
As at March 31, 2023				
Borrowings - Fixed (Note 15)	2,839.12	-	-	2,839.12
Trade payables (Note 19)	164.52	-	-	164.52
Lease liabilities (Note 16)	20.45	75.24	-	95.70
Other financial liabilities (Note 20)	101.49	-	-	101.49
Total	3,125.59	75.24		3,200.83

c) Market Risk

Market risk is the risk that the fair value of future cash flows of a financial instrument will fluctuate because of changes in market prices. Such changes in the values of financial instruments may result from changes in the foreign currency exchange rates, interest rates and other market changes.

The following table summarizes the carrying amount of financial assets and liabilities recorded at the end of the year by categories:

(**₹ In Lacs**)

Particulars	As at March 31, 2024	As at March 31, 2023
Financial assets		
Investments	0.80	0.80
Trade receivable	1.82	407.11
Cash and cash equivalents	35.20	2.30
Other Financial Assets	199.74	198.72
Total financial assets	237.56	608.93

(**₹ In Lacs**)

Particulars	As at March 31, 2024	As at March 31, 2023
Financial liabilities		
Borrowings	3,383.69	2,839.12
Lease liabilities	75.24	95.70
Trade payables	18.33	164.52
Other financial liabilities	83.06	101.49
Total financial liabilities	3,560.33	3,200.83

- Interest Rate Risk

The company has taken borrowings from its holding company (ABL) at fixed interest rate of 12%. There is no other outstanding debt or borrowing with fixed or variable interest rates. Further, there is no financial asset company holds with fixed or variable interest rates. Therefore, company is not exposed to interest rate risk as at the year end.

(' In Lacs)

Particulars	As at March 31, 2024	As at March 31, 2023
Financial Liabilities		
Fixed Interest bearing		
Borrowings	3,383.69	2,839.12
Variable Interest bearing		
- Borrowings	-	-

- Currency Risk

Since the company's operations are exclusively in Indian Rupees the company is not exposed to Currency Risk.

39 **Contingent liabilities and Commitments (to the extent not provided for)**

(' In Lacs)

Particulars	As at March 31, 2024	As at March 31, 2023
i) Contingent liabilities	-	-
a) Bank Guarantees Issued:		
i) on behalf of Group Companies for compliance with Debt Service Reserve account and major maintenance Reserve account	-	-
ii) to third party for deposit held other than relating to performance	-	-
b) Corporate Guarantee issued by the Company in favour of Banks/ Financial Institutions for finance raised by Companies under the same management and against mobilisation advance.		
c) Claims against the Company not acknowledged as debts (Refer Note C below)	-	-
d) Taxation matters:		
i) Income Tax (Refer Note B below)	-	-
ii) Sales Tax	-	-
iii) Custom Duty	-	-
iv) Service Tax	-	-
v) GST / Others	-	-
vi) Others	-	-
Total : A		
ii) Commitments:		
i) Capital Commitment	-	-
ii) Funding Commitment towards Group Companies	-	-
Total : B		
Total : A + B = C		

40 Employee benefit plans

(a) Defined contribution plan

The following amount recognized as an expense in Statement of profit and loss on account of provident fund and other funds. There are no other obligations other than the contribution payable to the respective authorities.

(In Lacs)		
Particulars	March 31, 2024	March 31, 2023
Contribution in Provident Fund & ESIC	11.84	12.85

Contribution to Provident Fund is charged to accounts on accrual basis. The Company operates a defined contribution scheme with recognized provident fund. For this Scheme, contributions are made by the company, based on current salaries, to recognized Fund maintained by the company. In case of Provident Fund scheme, contributions are also made by the employees.

(b) Defined benefit plan

The following amount recognized as an expense in Statement of profit and loss on account of Defined Benefit plans.

(In Lacs)		
Particulars	March 31, 2024	March 31, 2023
Defined Benefit Plan - Gratuity	12.24	11.06

(i) Gratuity

The company operates one defined plan of gratuity for its employees. Under the gratuity plan, every employee who has completed atleast five years of service gets a gratuity on departure @ 15 days of last drawn salary for each completed year of service.

The following tables summaries the components of net benefit expense recognised in the Statement of profit and loss and the funded status and amounts recognised in the balance sheet for the gratuity plan:

(In Lacs)		
Particulars	March 31, 2024	March 31, 2023
Amounts Recognised in Statement of profit and loss		
Service Cost		
Current service cost	10.95	10.35
Past service cost	-	-
Interest cost on defined benefit obligation	1.29	0.71
Interest Income on plan assets	-	-
Components of Defined benefits cost recognised in profit & loss	12.24	11.06
Remeasurment (gain)/loss - due to demographic assumptions	-	-
Remeasurment (gain)/loss - due to financials assumptions	0.94	(3.17)
Remeasurment (gain)/loss - due to experience adjustment	(10.78)	(0.26)
Return on plan assets excluding interest income	-	-
Components of Defined benefits cost recognised in Other Comprehensive Income	(9.84)	(3.43)
Total Defined Benefits Cost recognised in Profit & Loss and Other Comprehensive Income	2.40	7.63
Amounts recognised in the Balance Sheet		
Defined benefit obligation	19.61	17.20
Fair value of plan assets	-	-
Funded Status	(19.61)	(17.20)

Changes in the present value of the defined benefit obligation are as follows:		
Opening defined benefit obligation	17.20	9.57
Current service cost	10.95	10.35
Past service cost	-	-
Interest cost	1.29	0.71
Actuarial losses/(gain) on obligation	(9.84)	(3.43)
Benefits paid	-	-
Others	-	-
Closing defined benefit obligation	19.61	17.20
Net assets/(liability) is bifurcated as follows :		
Current	(0.04)	(0.05)
Non-current	(19.57)	(17.15)
Net liability	(19.61)	(17.20)

The principal assumptions used in determining gratuity benefit obligation for the company's plans are shown below:

Particulars	March 31, 2024	March 31, 2023
Discount rate	7.20%	7.50%
Mortality rate	Indian assured lives mortality (2012-14) ultimate mortality table	Indian assured lives mortality (2012-14) ultimate mortality table
Salary escalation rate (p.a.)	7.00%	7.00%
Disability Rate (as % of above mortality rate)	-	-
Withdrawal Rate	1% to 7%	1% to 7%
Normal Retirement Age	58 Years	58 Years
Average Future Service	18.9	19.65

The sensitivity analysis below have been determine

Particulars	March 31, 2024		March 31, 2023	
	Increase	Decrease	Increase	Decrease
Salary escalation (100 basis point movement)	22.98	16.80	19.87	14.98
Discount rate (100 basis point movement)	16.67	23.22	14.87	20.07
Attrition rate (100 basis point movement)	19.67	19.53	17.32	17.14

The estimates of future salary increases, considered in

Particulars	Maturity Profile of Defined Benefit Obligations	
	March 31, 2024	March 31, 2023
Year 1	0.04	0.05
Year 2	0.05	0.09
Year 3	0.21	0.12
Year 4	0.31	8.69
Year 5	0.38	0.39
Year 6	4.10	3.90
Year 7	4.10	3.90
Year 8	4.10	3.90
Year 9	4.10	3.90
Year 10	4.10	3.90

41 Leases

Disclosures pursuant to Ind AS 116 "Leases"

The company has a lease contract for a commercial building premises used for its operations for a lease term of 5 years. The company is restricted from assigning and subleasing the leased premises.

The Company has elected not to apply the requirements of Ind AS 116 to short term leases of all the assets that have a lease term of twelve months or less and leases for which the underlying asset is of low value. The lease payments associated with these leases are recognized as an expense on a straight line basis over the lease term.

Refer Note 3 for additions to right-of-use assets and the carrying amount of right-of-use assets as at March 31, 2024.

The effective interest rate for lease liabilities is 10%.

The maturity analysis of lease liabilities are disclosed in Note No.16

Amounts recognized in the Statement of Profit and Loss

Particulars	(In Lacs)	
	For the year ended 31-Mar-24	For the year ended 31-Mar-23
Depreciation expenses of Right-of-use assets (Refer Note 3)	29.52	17.81
Interest expenses on lease liabilities and lease deposits (Refer Note 28)	8.69	10.54
Expenses related to short term leases or cancellable leases (Refer Note 26 & 30)	2.60	23.26
Expenses related to leases of low value assets, excluding short term leases	-	-
Total Amount recognised in profit and loss	40.81	51.60

42 Related party disclosure as required by Ind AS 24 are given below

1. Name of the Related Parties and Description of Relationship:

Nature of Relationship	Name of Entity
Holding Company:	Ashoka Buildcon Ltd.
Subsidiary Company:	AP Technohorizon Pvt. Ltd.
Promoter Group:	Ashoka Buildcon Ltd. Purestudy Software Services Private Limited.
Directors:	Ashish Ashok Kataria Nominee Director Paeyushkumar S. Jain Director Vivek R. Matkar Nominee Director Manjiri S. Sonavane Nominee Director
Key Management Personnel:	Mr. Narayanmurthy Kanthanavar (Resigned from 28th July 2023)

2. Transactions during the year:

(In Lacs)

Details of transactions	Financial Year	Ashoka Buildcon Ltd.	Purestudy Software Services Private Limited	A P Technohorizon Private Limited	Mr. Vivek Matkar	Mrs. Manjiri Sonavane	Mr. Narayanmurthy Kanthanavar
Subscription by the Company to the Equity Shares of other companies	2024	-	-	-	-	-	-
	2023	-	-	-	-	-	-
Loan from Related parties (net of repayment)	2024	208.00	-	0.75	-	-	-
	2023	1,124.63	-	0.10	-	-	-
Advances to related parties	2024	-	-	-	-	-	-
	2023	-	50.00	-	-	-	-
Reimbursement to related parties	2024	10.49	-	-	-	-	-
	2023	124.27	-	-	-	-	-
Interest paid	2024	373.97	-	-	-	-	-
	2023	282.26	-	-	-	-	-
Salary paid	2024	-	-	-	35.78	35.78	11.73
	2023	-	-	-	35.78	35.78	70.40
Purchase of Goods/availing of services	2024	260.01	-	-	-	-	-
	2023	7,020.95	-	-	-	-	-
Sale of Goods/availing of services	2024	537.74	-	-	-	-	-
	2023	8,491.18	-	-	-	-	-
Rent Paid	2024	0.20	-	-	-	-	-
	2023	0.20	-	-	-	-	-

3.Outstanding Receivable / (Payable) against

(In Lacs)

Details of transactions	Financial Year	Ashoka Buildcon Ltd.	Purestudy Software Services Private Limited	A P Technohorizon Private Limited
Loan from Related parties	2024	(3,383.69)	-	-
	2023	(2,839.12)	-	-
Trade receivables	2024	-	-	-
	2023	614.25	-	-
Advances to related parties	2024	-	100.55	-
	2023	-	100.55	-
Balance payable against reimbursement of expenses	2024	-	-	-
	2023	(135.58)	-	-
Advances to Subsidiary Company	2024	-	-	0.85
	2023	-	-	0.10

Notes:

Remuneration does not include provision towards gratuity which is provided based on actuarial valuation on an overall Company basis.

43 Additional Regulatory Information

i.	The Company does not own any immovable property, hence the disclosure required with respect to title deeds of immovable properties is not applicable.
ii.	The Company does not own any Investment Property, hence the disclosure required with respect to its fair value is not applicable.
iii.	The Company has not revalued any of its Property, Plant and Equipment (including right-of-use assets) and intangible assets during the year.
iv.	No proceedings have been initiated or are pending against the Company for holding any benami property under the Benami Transactions (Prohibition) Act, 1988 and rules made thereunder.
v.	The company did not borrow during the year from banks or financial institutions and therefore, it was not required to submit statement / returns to banks or financial institutions regarding the value of its current assets.
vi.	The Company has not been declared as wilful defaulter by any bank or financial institution or other lender.
vii.	The Company does not have any transaction which is not recorded in the books of accounts but has been surrendered or disclosed as income during the year in the tax assessments under the Income Tax Act, 1961 (such as, search or survey or any other relevant provisions of the Income Tax Act, 1961).
viii.	The Company has not granted any loans or advances in the nature of loans to promoters, directors, KMPs and/ or related parties (as defined under Companies Act, 2013), either severally or jointly with any other person, that are repayable on demand, or (b) without specifying any terms or period of repayment.
ix.	The Company does not have any transactions with companies struck off under section 248 of the Companies Act, 2013 (as amended) or section 560 of Companies Act, 1956 (since repealed).
x.	The Company does not have charges or satisfaction of charges which are yet to be registered with the Registrar of Companies (ROC) beyond the statutory period.
xi.	The Company is in compliance with the number of layers prescribed under clause (87) of section 2 of the Companies Act, 2013 read with the Companies (Restriction on number of Layers) Rules, 2017 (as amended).
xii.	The Company has neither traded nor it holds any investment in Crypto currency or Virtual Currency.
xiii.	The Company has not advanced loans or invested funds to any other persons or entities, including foreign entities (Intermediaries) with the understanding that the Intermediary shall:
	(a) Directly or indirectly lend or invest in other persons or entities identified in any manner whatsoever by or on behalf of the company (Ultimate Beneficiaries) or
	(b) Provide any guarantee, security or the like to or on behalf of the Ultimate Beneficiaries
xiv.	The Company has not received any fund from any persons or entities, including foreign entities (Funding Party) with the understanding (whether recorded in writing or otherwise) that the Company shall:
	(a) Directly or indirectly lend or invest in other persons or entities identified in any manner whatsoever by or on behalf of the Funding Party (Ultimate Beneficiaries), or
	(b) Provide any guarantee, security or the like on behalf of the Ultimate Beneficiaries.

ASHOKA PURESTUDY TECHNOLOGIES PRIVATE LIMITED

xv. Ratios : Ratio Analysis and its elements

Ratio	Numerator	Denominator	Units	As at March 31, 2024	As at March 31, 2023	% change	Remarks / Reason for variance > (+/-25%)
Current Ratio	Current Assets	Current Liability	Times	0.80	1.06	-25%	The decrease in the ratio is mainly due to realisation of debtors and increase in contract liability.
Debt-Equity Ratio	Total Debts (borrowings + lease liabilities)	Shareholder's Equity	%	-0.93	-1.18	-21%	
Debt Service Coverage Ratio	Earning for Debt Service = Net Profit after taxes + Non cash operating expenses	Debt Service - Interest & Lease Payments + Principal Repayments	Times	-	-		The company has suffered loss during the year and in the immediately preceding year.
Return on Equity Ratio	Net Profit before Exceptional Item and after Tax	Average Shareholders Equity	Times	-	-		The company has suffered loss during the year and in the immediately preceding year.
Inventory turnover ratio	Cost of goods sold	Average Inventory	Times	N.A	N.A		There was no inventory held by the company during the year.
Trade Receivables turnover ratio	Revenue From operation	Average Trade Receivable	Times	1.39	39.66	-96%	The decrease in the ratio is due to decrease in 'Revenue from Operations' and realisation of Trade Receivables.
Trade payables turnover ratio	Net credit purchases = Gross credit purchases - purchase return	Average Trade Payables	Times	5.76	103.73	-94%	The decrease in the ratio is due to decrease in the business activity for the year.
Net capital turnover ratio	Revenue From operation	Working capital = Current assets - Current liabilities	Times	-6.26	28.12	-122%	The decrease in the ratio is due to decrease in 'Revenue from Operations' and realisation of Trade Receivables.
Net profit ratio	Net Profit before Exceptional Item and after Tax	Net sales = Total sales - sales return	%	(216.58)	(20.43)	960%	The company has suffered loss during the year and in the immediately preceding year. The major reasons for the loss in the current year are : 1. Reduction in business activity. 2. Interest cost Rs. 396.88 lacs. 3. Heavy salary cost Rs. 493.37 lacs.
Return on Capital employed	Earning before interest and taxes	Capital Employed = Tangible Network + Total Debt+Deferred Tax Liability	%	(0.25)	(0.45)	-44%	The company has suffered loss during the year and in the immediately preceding year.
Return on investment.	Interest (Finance Income)	Loans	%	N.A	N.A		The company has not invested in any financial asset during the year.

44 Going concern

The Company will be able to continue to operate as a going concern and meet all its liabilities as they fall due for payment based on continued financial support from the Holding Company. Accordingly, these financial statements have been prepared on a going concern basis.

45 Approval of financial statements

The financial statements were approved for issue by the Board of Directors on 18 May, 2024.

46 Previous year comparatives

Previous year's figures have been regrouped/reclassified, wherever necessary, to conform to current year classification.

For Pravin R. Rathi & Associates
Chartered Accountants
Firm Registration No. 131494W

CA. Aditya P. Rathi
Partner
Membership No 141268

Place: Nashik
Date: May, 18, 2024
UDIN: 24141268BKDHIB4510



For & on behalf of the Board of Directors

Peeyushkumarkumar S Jain
Director
DIN:07588639

Place: Nashik
Date: May, 18, 2024

Vivek R. Matkar
Director
DIN:06610237

